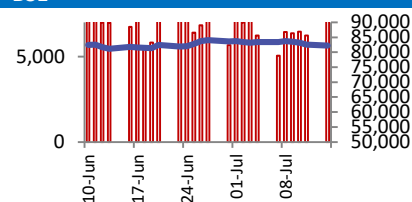
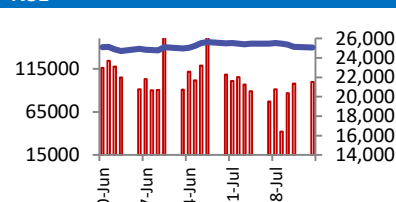


## BSE



Open	82538
High	82538
Low	82010
Close	82253
Change	-247
Volume (Lacs)	9781
Turnover (Rs.inCr)	8162

## NSE



Open	25150
High	25151
Low	25002
Close	25082
Change	-68
Volume(Lacs)	55572
Turnover(Rs.in Cr)	99598

World Markets	Current	Previous	Pt. Chg	Var(%)
Dow	44460	44372	88	0.2%
Dow Futures	44653	44692	(39)	-0.1%
Nasdaq	20640	20586	55	0.3%
FTSE	8998	8941	57	0.6%
Nikkei	39507	39460	48	0.1%
Hang Seng	24264	24203	60	0.2%
Gift Nifty	25166	25152	14	0.1%
Straits Singapore	4115	4109	5	0.1%
South Korea	3197	3202	(5)	-0.2%
Taiwan	22745	22615	130	0.6%
Shanghai	3505	3520	(14)	-0.4%

Commodity Prices	Current	Previous	Pt. Chg	Var(%)
Copper (\$/MT)	9619	9661	(42)	-0.4%
Alumin (\$/MT)	2592	2603	(11)	-0.4%
Zinc (\$/MT)	2730	2739	(9)	-0.3%
Brent Crude (\$/bbl)	69	69	(0)	-0.3%
Gold (\$/Ounce)	3352	3344	8	0.3%
Silver (\$/Ounce)	38	38	0	0.1%
Light Crude (\$/bbl)	67	67	(0)	-0.4%
N G (\$/mmbtu)	3	3	(0)	-0.8%
Sugar (\$/MT)	470	479	(9)	-1.8%
Rubber (Rs./kg)	208	207	1	0.5%
Baltic Dry Index	1783	1663	120	7.2%

Currency Exchange Rate	Current	Previous	Var(%)
Rs./ \$ rate	85.99	85.80	0.22%
Rs./ Euro	100.54	100.35	0.18%
Rs./Chinese Yuan	11.99	11.99	0.01%
Yen / \$ rate	147.59	147.72	-0.09%
\$ US/Euro	1.17	1.17	0.09%

Dollar Index	Current	Previous	Var(%)
Dollar Index	98.04	98.08	-0.04%

Support/ Resistance Levels for Today		
	Nifty	Bank Nifty Fut
Support 1	25000	56770
Support 2	24940	56540
Resistance	25140	57200

Securities in Ban For Trade	
RBLBANK	HINDCOPPER
GLENMARK	

## Market Review

**US:** US stocks eked out gains on Monday near fresh all-time highs, as President Donald Trump's latest salvo of tariff threats for Europe and Mexico kept investors on edge as corporate earnings season kicks off this week.

**Asia:** Asian equities followed the US in posting a modest gain as traders brushed off Trump's latest tariff threats as bargaining tactics that are unlikely to derail global trade.

**India:** India's benchmark equity indices extended losses to a fourth session following a decline in Asian shares and US index futures. **Market is expected to open on a flattish note and likely to witness a range bound move during the day.**

**Global economy:** China's economy is likely to have cooled in the second quarter after a solid start to the year, as trade tensions and a prolonged property downturn drag on demand, raising pressure on policymakers to roll out additional stimulus to underpin growth. The world's No. 2 economy has so far avoided a sharp slowdown in part due to a fragile U.S.-China trade truce and policy support, but markets are bracing for a weaker second half as exports lose momentum, prices continue to fall, and consumer confidence remains low.

A U.S. appeals court has blocked for now a bid by Donald Trump's administration to strip temporary protected status from thousands of Afghans in the U.S. court documents showed, allowing them more time to argue the case. Monday's order by the U.S. Court of Appeals for the Fourth Circuit granted an administrative stay on the termination until July 21, following a request from immigration advocacy organization CASA. The group's lawsuit against the U.S. Department of Homeland Security challenged the termination of temporary protected status for Afghans and Cameroonians unveiled by the administration in April.

**Commodities:** Oil prices dipped as investors assessed Trump's ultimatum to Russia regarding the Ukraine war and potential sanctions on oil buyers.

Gold inched higher on Tuesday as traders awaited the release of U.S. inflation data later in the day that could shed more light on the Federal Reserve's interest rate path.

**Currency:** The dollar hovered near a three-week high versus major peers on Tuesday as traders awaited the release of U.S. inflation data later in the day that could provide clues on the path for monetary policy.

**FII Derivative Transactions (Rs. Cr)**

Contracts	Purchase		Sell		Net	Open Interest (OI)		OI (Previous day)		Change	
	Contract	Value	Contract	Value		Contract	Value	Contract	Value	Contract	Value
Index Future	15061	2867	32363	6144	(3277)	191032	36356	174212	33146	16820	3210
Index Option	3553631	671908	3605255	681872	(9964)	1499915	283843	1405598	266584	94317	17259
Stock Future	263635	18524	263640	18787	(263)	5552461	387593	5531392	385658	21069	1935
Stock Option	275000	20010	271950	19743	267	770735	53609	780573	54150	(9838)	(541)
<b>Total</b>	<b>4107327</b>	<b>713309</b>	<b>4173208</b>	<b>726546</b>	<b>(13237)</b>	<b>8014143</b>	<b>761401</b>	<b>7891775</b>	<b>739538</b>	<b>122368</b>	<b>21863</b>

FII All Activity-BBG (Rs Cr)		Buy	Sell	Net
7-Jul-25		11581	8810	2771
8-Jul-25		12845	12561	284
9-Jul-25		13786	13114	672
10-Jul-25		12025	11185	840
11-Jul-25		12859	17354	(4495)
<b>Month to date- July</b>		<b>112715</b>	<b>114201</b>	<b>(1486)</b>
FII (Prov.) (Rs Cr)		Buy	Sell	Net
8-Jul-25		12039	11997	42
9-Jul-25		12604	12529	74
10-Jul-25		11187	10601	586
11-Jul-25		11737	16892	(5156)
14-Jul-25		15180	16810	(1629)
<b>Month to date-July</b>		<b>114354</b>	<b>125980</b>	<b>(11625)</b>
DII (Prov.) (Rs. Cr)		Buy	Sell	Net
8-Jul-25		12924	11593	1331
9-Jul-25		12976	11939	1037
10-Jul-25		11582	11561	21
11-Jul-25		15373	11890	3483
14-Jul-25		14166	12345	1821
<b>Month to date-July</b>		<b>128689</b>	<b>115808</b>	<b>12881</b>
FII Debt - BBG (Rs. Cr)		Buy	Sell	Net
7-Jul-25		429	1679	(1250)
8-Jul-25		1714	1269	445
9-Jul-25		996	1568	(573)
10-Jul-25		1023	1394	(371)
11-Jul-25		1208	914	294
<b>Month to date- July</b>		<b>14798</b>	<b>14656</b>	<b>142</b>

Market Breadth	BSE		NSE	
	No.	%	No.	%
Advance	2012	46%	1379	46%
Decline	2188	50%	1539	51%
Unchanged	140	3%	83	3%

Market Turnover	14-Jul	11-Jul	Var (%)
BSE Cash	8162	6232	31%
NSE Cash	99598	97901	2%
NSE Futures	95719	102301	-6%
NSE Options	11218100	10165057	10%
Total (Rs.Cr)	11421578	10371490	10%

Volatility Index	14-Jul	11-Jul
Volatility Index	11.98	11.82

Index PE - TTM	14-Jul	Yr. High	Yr. Low
Sensex	23.6	25.2	20.3
Nifty	22.6	24.4	19.6

**Corporate News**
**Deepak Fertilisers Enters ₹1,200 Crore LNG Regasification Agreement with Petronet LNG**

The company signed a regasification agreement with Petronet LNG. Under the terms of the agreement, Petronet LNG will regasify approximately 25 TBTUs of LNG annually. The size of the contract in value terms is Rs 1200 crore with an additional outlay of up to 20%, over the contract duration. (NDTV)

**AstraZeneca Pharma gets CDSCO nod to market Imfinzi for muscle-invasive bladder cancer**

The company received Government nod to Import for the sale and distribution of Durvalumab Solution for Infusion. Imfinzi is used for the treatment of adult patients with muscle invasive bladder cancer. (CNBC)

**Sun Pharma reaches settlement with Incyte Corporation, launches Leqselvi in U.S.**

The company has settled its US patent litigation with Incyte Corporation over LEQSELVI. The company to receive a non-exclusive license for non-oncology uses, including alopecia areata, in the US and announced the launch of EQSELVI (deuruxolitinib) in the US for the treatment of severe Alopecia Areata. (CNBC)

**Economy**
**Retail inflation hits over 6-year low of 2.10% in June; WPI turns negative**

Retail inflation in India dropped to 2.1% in June, the lowest level since January 2019, driven by a sharp decline in food prices, official data showed Monday. This marked the fifth consecutive month that inflation based on the CPI remained below the RBI 4% target. (ET)

**India's wholesale prices fall 0.13% in June to hit 20-month low on lower food and fuel prices**

India's wholesale inflation eased to 0.13% in June, while retail inflation hit a six-year low in May 2025. RBI projects FY26 inflation at 4%, with a gradual quarterly rise and broadly balanced risks. (ET)

**International**
**Nvidia to resume H20 chip sales in China, announces new processor**

The company will resume selling its H20 processor in China soon, amid improving trade relations between Washington and Beijing, and as CEO Jensen Huang met with officials from both sides. (Invst)

Top 5 Nifty Gainers	14-Jul	11-Jul	Var(%)
ETERNAL	271	263	2.8%
TITAN	3405	3362	1.3%
INDUSINDBK	868	859	1.0%
ONGC	244	242	1.0%
ADANIENT	2581	2559	0.9%
Top 5 Nifty Losers	14-Jul	11-Jul	Var(%)
JIOFIN	319	326	-2.1%
TECHM	1577	1603	-1.6%
BAJFINANCE	919	934	-1.6%
WIPRO	254	258	-1.6%
INFY	1570	1595	-1.5%

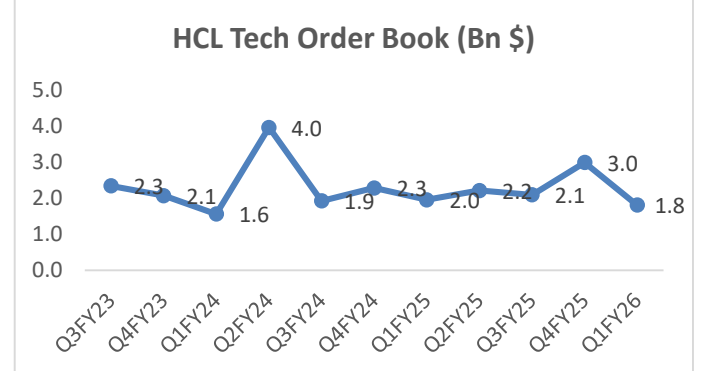
BSE Index Watch	Last	1 day	1 wk	1 mth	1 yr
SENSEX	82253	-0.3%	-1.4%	1.4%	2.0%
MIDCAP	46600	0.7%	-0.3%	2.0%	-2.8%
SMLCAP	54797	0.6%	0.3%	2.7%	1.2%
AUTO	52722	0.3%	-1.5%	0.8%	-8.6%
BANKEK	63597	0.0%	0.0%	1.6%	5.3%
Capital Goods	70916	-0.1%	-1.5%	1.6%	-5.3%
FMCG	20614	0.2%	0.7%	2.7%	-5.2%
Health Care	44841	1.2%	-0.1%	1.9%	15.6%
IT	36663	-1.0%	-3.7%	-3.1%	-7.8%
METAL	31304	0.3%	-1.1%	1.8%	-5.4%
Oil & Gas	27853	0.2%	-2.1%	2.5%	-12.2%
Power	6907	0.2%	0.5%	2.7%	-14.7%
Realty	7586	1.4%	0.5%	-3.0%	-12.4%

Margin Trading Disclosure (Rs. In Cr)	Last	1 day	1 wk	1 mth	3 mth
Op. Scripwise Outstanding	87797	0.4%	1.5%	7.2%	28.3%
Fresh Exposure	6089	3.5%	-4.2%	-25.9%	44.1%
Exposure liquidated	5484	1.1%	-10.0%	-24.6%	13.4%
Closing Net scripwise outstanding	88402	0.6%	1.9%	6.7%	30.4%

NSE USD Futures	14-Jul	11-Jul	Var (%)
June Expiry (Rs./\$)	85.02	85.88	-1.0%
July Expiry (Rs./\$)	85.98	85.02	1.1%
Total Turnover (Rs. Crore)	1275	1645	-22%

Sectors	TTM PE
Auto	31.38
Auto Ancillary	42.9
Banking	14.48
Engineering	51.18
Cement	70.93
Diamonds & Jewellery	44.7
Housing Finance	24.53
Infrastructure & Const	28.76
Metals-Aluminium	29.54
Metal – Steel	18.48
Oil Expl.	7.25
Pharma	10.06
Power – Gen. Supp.	41.25
Information Tech.	28.42
Sugar	18.54
Telecom Serv. Prov.	39.41
Tyres	33.06

## HCL Tech TCV(\$ Bn) (Source: Company Data)



10 year G-Sec Yield	Current	Previous	Change
US	4.43%	4.43%	(0) bps
Japan	1.59%	1.58%	1 bps
India	6.32%	6.30%	2 bps
UK	4.60%	4.62%	(2) bps
Libor 3 Mths	4.85%	4.85%	(0) bps

Indian Eco Data	Current	Previous	Var(%)
Forex Reserve (US\$ in bn)	602	700	-14.0%
Inflation - WPI	-0.13%	0.39%	(52) bps
Inflation - CPI	2.10%	2.82%	(72) bps

India GDP	Q3FY25	Q2FY25	Var(%)
Growth	7.38%	6.40%	98 bps

Monetary Policy	Current	Previous	Change
Repo Rate	5.50%	6.00%	(50) bps
Reverse Repo Rate	3.35%	3.35%	0 bps
CRR	4.00%	4.00%	0 bps
O/S Banking System Liquidity (Rs bn)	3054	3055	(0.8)

IIP Growth %	May-25	May-24	Apr-Feb
IIP	1.2	6.2	3.1
Capital Goods	2.4	7.0	6.2
Mining	0.4	1.3	2.2
Manufacturing	3.0	5.9	4.2
Electricity	6.3	8.6	3.8

### ADR Price Movement

Company	Price (US\$)	Volume	Previous Day Price	Volume	Variance (%)	No. of Share Per ADR	ADR Price (Rs.)	BSE Price	Variance (%)
Infosys Tech	18.01	14495423	18.19	16461228	-0.99%	1	1548.61	1570.30	-1.4%
Wipro	2.88	9146548	2.91	10733220	-1.03%	1	247.64	254.25	-2.6%
Dr.Reddy's	14.56	992348	14.51	1270680	0.34%	1	1251.96	1250.60	0.1%
ICICI Bank	33.20	4217402	33.28	5074672	-0.24%	2	1427.37	1423.00	0.3%
HDFC Bank	75.21	2262639	76.01	998730	-1.05%	3	2155.68	1983.00	8.7%

### GDR's (US\$)

	Prices	Prev. Close	Change	Var %
L&T	40.75	41.25	(0.5)	-1.2%
RIL	68.80	69.50	(0.7)	-1.0%
SBI	94.00	94.10	(0.1)	-0.1%

US Economy Data	Current	Previous
Inflation (%) (YoY)	2.40%	2.30%
Unemployment (%)	4.10%	4.20%

Interest Rate (%)	Current	Previous
Fed Rate	4.50%	4.50%

US GDP	Q2CY25	Q1CY25
Growth (QoQ Annualized)	-0.50%	2.40%

China Economy Data	Current	Previous
GDP	5.20%	5.40%
Inflation – CPI (%)	0.10%	-0.10%

### Economic Calendar

	Date
Indian GDP Data	29 Aug
Indian Inflation Data CPI	12 Aug
Indian Inflation Data WPI	14 Aug
Indian Monetary Policy	06 Aug
India's Industrial Production (IIP)	28 July
US Inflation Data	15 July
US GDP	30 July
US Unemployment Data	01 Aug
US Fed Rate	30 July
China GDP	To be announced
China Inflation Data	09 Aug

### Event Update

Name	Date	Purpose
Aditya Birla Real Estate Ltd.	15/07/25	Rs.2.00 per share(20%)Final Dividend
Anuh Pharma Ltd.	15/07/25	Bonus issue
Computer Age Management Services Ltd.	15/07/25	Rs.19.00 per share(190%)Final Dividend
Grindwell Norton Ltd.	15/07/25	Rs.17.00 per share(340%)Final Dividend
IDBI Bank Ltd.	15/07/25	Rs.2.10 per share(21%)Final Dividend
Kilitch Drugs (India) Ltd.	15/07/25	Right Issue of Equity Shares
Kirloskar Pneumatic Company Ltd.	15/07/25	Rs.6.50 per share(325%)Final Dividend
Mahindra & Mahindra Financial Services Ltd.	15/07/25	Rs.6.50 per share(325%)Final Dividend
Saint-Gobain Sekurit India Ltd.	15/07/25	Rs.2.00 per share(20%)Final Dividend
Vinyl Chemicals (India) Ltd.	15/07/25	Rs.7.00 per share(700%)Final Dividend
Anant Raj Ltd.	16/07/25	Rs.0.73 per share(36.5%)Final Dividend
Ashok Leyland Ltd.	16/07/25	Bonus issue
Avadh Sugar & Energy Ltd.	16/07/25	Rs.10.00 per share(100%)Final Dividend
B&A Packaging India Ltd.	16/07/25	Rs.1.00 per share(10%)Final Dividend
DJ Mediaprint & Logistics Ltd.	16/07/25	Rs.0.10 per share(1%)Final Dividend
Piramal Pharma Ltd.	16/07/25	Rs.0.14 per share(1.4%)Final Dividend
Tata Consultancy Services Ltd.	16/07/25	Interim Dividend
TCI Express Ltd.	16/07/25	Rs.2.00 per share(100%)Final Dividend
Ultramarine & Pigments Ltd.	16/07/25	Rs.6.00 per share(300%)Final Dividend
Coromandel International Ltd.	17/07/25	Rs.6.00 per share(600%)Final Dividend
GHCL Ltd.	17/07/25	Rs.12.00 per share(120%)Final Dividend
Graphite India Ltd.	17/07/25	Rs.11.00 per share(550%)Dividend
Oriental Hotels Ltd.	17/07/25	Rs.0.50 per share(50%)Final Dividend
PDS Ltd.	17/07/25	Rs.1.70 per share(85%)Final Dividend
Afcons Infrastructure Ltd.	18/07/25	Rs.2.50 per share(25%)Final Dividend
ASK Automotive Ltd.	18/07/25	Rs.1.50 per share(75%)Final Dividend
Bajaj Electricals Ltd.	18/07/25	Rs.3.00 per share(150%)Final Dividend
Bharti Airtel Ltd.	18/07/25	Rs.16.00 per share(320%)Final Dividend
Bharti Airtel Ltd. - (Partly Paid up Equity Shares (Rights Issue))	18/07/25	Rs.4.00 per share(320%)Final Dividend



## Bulk Deal As On 14/07/25

BSE					
Security Code	Security Name	Client Name	Deal	Quantity	Price
544431	ACEALPHA	MULTIPLIER SHARE & STOCK ADVISORS PRIVATE LIMITED	S	112000	100.29
539661	ACEMEN	SATISH PURUSHOTTAM PASEBAND	S	17473	60
530745	ACSTECH	BHAVIN YASHODHAN MEHTA	B	500000	23.54
538351	AFEL	KAUSHAL HITESHBHAI PARIKH	S	270677	2.49
544425	AJCJEWEL	PRITESH PRAVIN VORA	B	146400	93.1
531381	ARIHANT	ASHIKA GLOBAL FINANCE PRIVATE LIMITED .	B	100008	1314
531381	ARIHANT	TAJ FOUNDATIONS PRIVATE LIMITED	S	100008	1314
512169	CAPRICORN	JAINAM UDAY SHAH	S	54150	18.78
512169	CAPRICORN	RUCHIRA GOYAL	B	54229	18.78
544442	CHEMKART	H.H.LAKHANI LLP	B	100200	250
544442	CHEMKART	KHUSHBOO SIDDHARTH NAHAR	B	64800	250
544442	CHEMKART	LRSD SECURITIES PRIVATE LIMITED	S	97800	250
544442	CHEMKART	RIKHAV SECURITIES LIMITED	B	100800	250
544442	CHEMKART	VENKATA NAGARAJU PADALA	B	62400	253.22
544442	CHEMKART	VENTUREX FUND I	B	96600	258.51
544442	CHEMKART	VIKASA INDIA EIF I FUND-INCUBE GLOBAL OPPORTUNITIES	S	72000	257.9
544440	CRYOGENIC	ASHWIN STOCKS AND INVESTMENT PRIVATE LIMITED	B	90000	103.36
544440	CRYOGENIC	CINCO STOCK VISION LLP	S	210000	103.36
544440	CRYOGENIC	EPITOME TRADING AND INVESTMENTS	S	90000	103.26
544440	CRYOGENIC	EPITOME TRADING AND INVESTMENTS	B	45000	103.36
544440	CRYOGENIC	GROWTH SECURITIES PRIVATE LIMITED	B	150000	103.36
544440	CRYOGENIC	LUBNA PARVIN THADAYIL MOHAMMED	B	78000	103.36
544440	CRYOGENIC	MANSI SHARE AND STOCK BROKING PRIVATE LIMITED	B	204000	103.33
544440	CRYOGENIC	MULTIPLIER SHARE & STOCK ADVISORS PRIVATE LIMITED	S	243000	103.36
544440	CRYOGENIC	NEO APEX VENTURE LLP	S	531000	103.36
544440	CRYOGENIC	PADMAJA UDAYAGIRI	B	96000	103.36
544440	CRYOGENIC	PREETI BHAIKA	B	90000	103.36
544440	CRYOGENIC	YUGA STOCKS AND COMMODITIES PRIVATE LIMITED .	S	90000	103.36
512441	ENBETRD	GOKALBHAI GHEMARBHAI CHAUDHRI	S	4291203	0.51
512441	ENBETRD	TEUDDY TECHNOLOGY PRIVATE LIMITED	S	3000000	0.51
540190	FRANKLININD	PRAS INVESTMENT PRIVATE LIMITED	S	1672297	1.51
540190	FRANKLININD	PRAS INVESTMENT PRIVATE LIMITED	B	530000	1.6
531913	GOPAIST	RAMESHRAVI	B	47551	8.04
539222	GROWINGTON	ASHOK KUMAR JAIN	B	3350000	1.33
539222	GROWINGTON	MADHU SETHIA	S	5690274	1.34
539222	GROWINGTON	MANSI SHARE AND STOCK BROKING PRIVATE LIMITED	S	5000001	1.33
539222	GROWINGTON	MANSI SHARE AND STOCK BROKING PRIVATE LIMITED	B	1	1.33
539222	GROWINGTON	MULTIPLIER SHARE & STOCK ADVISORS PRIVATE LIMITED	S	4881468	1.33
539222	GROWINGTON	RELAXPACE HOSPITALITY PRIVATE LIMITED	B	5970000	1.33
539222	GROWINGTON	SER TRANSPORT PRIVATE LTD	B	5000000	1.33
526717	HPBL	JITENDRA RASIKLAL SANGHAVI	S	65502	172.5
526717	HPBL	LEADING LEASING FINANCE & INVESTMENT COMPANY LTD	B	58880	172.5
543916	HSIL	SURESH ZUNZUNWALA	B	55200	156.31
532303	INTEGHIT	RAM GOPAL RAMGARHIA HUF	S	223421	2.66
532303	INTEGHIT	UMEHABIBA INKLAB KHAN	B	179047	2.66
524322	KABRADG	ISHAAN TRADEFIN LLP	B	260000	18.84
514060	MARKOBENZ	DHANJIT REAL TRADE LLP	B	142200	10.1
514060	MARKOBENZ	SHAILESH JAYANTILAL MEVADA	S	142100	10.1

544441	METAINFO	ISHAAN TRADEFIN LLP	S	116800	248.05
544441	METAINFO	ISHAAN TRADEFIN LLP	B	48800	244.99
543522	NVENTURES	MONEYSTAR TRADELINK PRIVATE LIMITED	S	31500	107.87
511644	OMEGAIN	CYRIACTHOMAS	B	4000	69.66
530361	PRABHHANS	LENUS FINVEST PRIVATE LIMITED	B	32492	96.52
530361	PRABHHANS	SATNAM SINGH	S	35290	96.7
519191	RGRL	PARAMITA BARUI	S	305756	5.91
519191	RGRL	PRAVEEN PAHUJA	B	260944	5.8
519031	SHAHFOOD	RUCHIRA GOYAL	B	3000	136.5
540259	SHANGAR	HARPREET SINGH GREWAL	S	5994005	0.54
540259	SHANGAR	HARPREET SINGH GREWAL	B	5994005	0.54
523722	SVAMSOF	BRIMMING WEALTH ADVISORS LLP	B	300000	7.33
523722	SVAMSOF	SHERWOOD SECURITIES PVT LTD	S	300000	7.33
542765	TRANSPACT	R G FAMILY TRUST	B	3000	289.1
541338	UHZAVERI	SUNILBISHNOI	B	75000	18.04
532378	UNIVARTS	DIPIKA GARODIA	S	50000	4.75
544433	VALINDIA	INDIA FAST FORWARD ADVISORY SERVICES PRIVATE LIMITED	B	96000	58.55
544433	VALINDIA	NEO APEX VENTURE LLP	S	100800	58.55
539291	VASUDHAGAM	JUNED KHAN BIRADAR	S	281793	4.37
539291	VASUDHAGAM	SHRI SHUBHAM KUMAR	S	225230	4.36
539291	VASUDHAGAM	SHRI SHUBHAM KUMAR	B	225230	4.36
542803	VEL	SYKES AND RAY EQUITIES (INDIA) LIMITED	B	62500	18.14
538970	WARDINMOBI	RADHAMANI INDIA LIMITED	S	1500000	13.72
540550	YUG	FALU ENTERPRISE LLP	B	62100	30.18
540550	YUG	SANTOSHKUMAR RAMJILAL SARASWAT	S	100050	30.21
503641	ZODIACVEN	SYLPH TECHNOLOGIES LIMITED	S	204600	11.97

NSE					
Security Code	Security Name	Client Name	Deal	Quantity	Price
ADANIENT	Adani Enterprises Limited	THE MTBJ LTD. AS TRST FOR GOVRNMNT PENSION INVSTMNT FUND MTBJ400045828	SELL	60335	2558.7
ADANIENT	Adani Enterprises Limited	THE MTBJ LTD.AS TRST FOR GOVERNMENT PENSION INVESTMENT FUND MTBJ400045849	BUY	60335	2558.7
ADANIPORTS	ADANI PORT & SEZ LTD	THE MTBJ LTD. AS TRST FOR GOVERNMENT PENSION INVESTMENT FUND MTBJ400045849	BUY	198609	1431.7
ADANIPORTS	ADANI PORT & SEZ LTD	THE MTBJ LTD. AS TRST FOR GOVRNMNT PENSION INVSTMNT FUND MTBJ400045828	SELL	198609	1431.7
AUSL	Aditya Ultra Steel Ltd	KABRA KAILASH	SELL	400000	24.78
ARIHANTSUP	Arihant Superstruct Ltd	SHREE CAPITAL SERVICES LTD	BUY	361000	415
ASHOKLEY	Ashok Leyland Ltd.	THE MTBJ LTD. AS TRST FOR GOVRNMNT PENSION INVSTMNT FUND MTBJ400045828	SELL	460686	246.25
ASHOKLEY	Ashok Leyland Ltd.	THE MTBJ LTD.AS TRST FOR GOVERNMENT PENSION INVESTMENT FUND MTBJ400045849	BUY	460686	246.25
ASIANPAINT	Asian Paints Limited	THE MTBJ LTD. AS TRST FOR GOVERNMENT PENSION INVESTMENT FUND MTBJ400045849	BUY	141204	2439.2
ASIANPAINT	Asian Paints Limited	THE MTBJ LTD. AS TRST FOR GOVRNMNT PENSION INVSTMNT FUND MTBJ400045828	SELL	141204	2439.2
AXISBANK	Axis Bank Limited	THE MTBJ LTD. AS TRST FOR GOVERNMENT PENSION INVESTMENT FUND MTBJ400045849	BUY	394749	1173
AXISBANK	Axis Bank Limited	THE MTBJ LTD. AS TRST FOR GOVRNMNT PENSION INVSTMNT FUND MTBJ400045828	SELL	394749	1173

BAJAJ-AUTO	Bajaj Auto Limited	THE MTBJ LTD. AS TRST FOR GOVERNMENT PENSION INVESTMENT FUND MTBJ400045849	BUY	14762	8067
BAJAJ-AUTO	Bajaj Auto Limited	THE MTBJ LTD. AS TRST FOR GOVERNMENT PENSION INVESTMENT FUND MTBJ400045828	SELL	14762	8067
BAJFINANCE	Bajaj Finance Limited	THE MTBJ LTD. AS TRST FOR GOVERNMENT PENSION INVESTMENT FUND MTBJ400045828	SELL	685074	933.5
BAJFINANCE	Bajaj Finance Limited	THE MTBJ LTD. AS TRST FOR GOVERNMENT PENSION INVESTMENT FUND MTBJ400045849	BUY	685074	933.5
BAJAJFINSV	Bajaj Finserv Limited	THE MTBJ LTD. AS TRST FOR GOVERNMENT PENSION INVESTMENT FUND MTBJ400045849	BUY	140954	2017
BAJAJFINSV	Bajaj Finserv Limited	THE MTBJ LTD. AS TRST FOR GOVERNMENT PENSION INVESTMENT FUND MTBJ400045828	SELL	140954	2017
BEL	Bharat Electronics Ltd	THE MTBJ LTD. AS TRST FOR GOVERNMENT PENSION INVESTMENT FUND MTBJ400045849	BUY	1346928	409.3
BEL	Bharat Electronics Ltd	THE MTBJ LTD. AS TRST FOR GOVERNMENT PENSION INVESTMENT FUND MTBJ400045828	SELL	1346928	409.3
BHARTIARTL	Bharti Airtel Limited	THE MTBJ LTD. AS TRST FOR GOVERNMENT PENSION INVESTMENT FUND MTBJ400045828	SELL	529119	1921.9
BHARTIARTL	Bharti Airtel Limited	THE MTBJ LTD. AS TRST FOR GOVERNMENT PENSION INVESTMENT FUND MTBJ400045849	BUY	529119	1921.9
BRITANNIA	Britannia Ind Ltd.	THE MTBJ LTD. AS TRST FOR GOVERNMENT PENSION INVESTMENT FUND MTBJ400045849	BUY	32422	5758
BRITANNIA	Britannia Ind Ltd.	THE MTBJ LTD. AS TRST FOR GOVERNMENT PENSION INVESTMENT FUND MTBJ400045828	SELL	32422	5758
CAPTRU-RE	Capital Trust Ltd	AADHITYA SALUJA	BUY	50000	0.32
CAPTRU-RE	Capital Trust Ltd	ABHIJIT PATRA	SELL	50000	0.35
CAPTRU-RE	Capital Trust Ltd	AWADHESH KUMAR BHIKHARI MAHTO	SELL	100000	0.32
CAPTRU-RE	Capital Trust Ltd	GENANNA GOKUL	BUY	136000	0.34
CAPTRU-RE	Capital Trust Ltd	JINTU KALITA	SELL	144321	0.32
CAPTRU-RE	Capital Trust Ltd	JOHARAPURAMVENKATESH	BUY	33553	0.32
CAPTRU-RE	Capital Trust Ltd	KUMKUM KUMARI	SELL	42286	0.32
CAPTRU-RE	Capital Trust Ltd	NITIN CHANDRAKANT KULAYE	BUY	31000	0.32
CAPTRU-RE	Capital Trust Ltd	RATANBEN ALPESHKUMAR RABARI	BUY	46865	0.32
CAPTRU-RE	Capital Trust Ltd	SONU SHARMA	SELL	41094	0.35
CAPTRU-RE	Capital Trust Ltd	SURAJ SHESHRAO THAKRE	SELL	50000	0.32
CIPLA	Cipla Ltd	THE MTBJ LTD. AS TRST FOR GOVERNMENT PENSION INVESTMENT FUND MTBJ400045828	SELL	156532	1485
CIPLA	Cipla Ltd	THE MTBJ LTD. AS TRST FOR GOVERNMENT PENSION INVESTMENT FUND MTBJ400045849	BUY	156532	1485
CUMMINSIND	Cummins India Limited	THE MTBJ LTD. AS TRST FOR GOVERNMENT PENSION INVESTMENT FUND MTBJ400045828	SELL	44708	3546.4
CUMMINSIND	Cummins India Limited	THE MTBJ LTD. AS TRST FOR GOVERNMENT PENSION INVESTMENT FUND MTBJ400045849	BUY	44708	3546.4
DABUR	Dabur India Ltd.	THE MTBJ LTD. AS TRST FOR GOVERNMENT PENSION INVESTMENT FUND MTBJ400045828	SELL	198533	530.85
DABUR	Dabur India Ltd.	THE MTBJ LTD. AS TRST FOR GOVERNMENT PENSION INVESTMENT FUND MTBJ400045849	BUY	198533	530.85
DIL	Debock Industries Limited	JR SEAMLESS PRIVATE LIMITED	SELL	1017929	2.09
DIVISLAB	Divi's Laboratories Limited	THE MTBJ LTD. AS TRST FOR GOVERNMENT PENSION INVESTMENT FUND MTBJ400045828	SELL	21874	6835

DIVISLAB	Divi's Laboratories Limit	THE MTBJ LTD.AS TRST FOR GOVERNMENT PENSION INVESTMENT FUND MTBJ400045849	BUY	21874	6835
DIXON	Dix on Techno (India) Ltd	THE MTBJ LTD. AS TRST FOR GOVERNMENT PENSION INVESTMENT FUND MTBJ400045849	BUY	7292	15786
DIXON	Dix on Techno (India) Ltd	THE MTBJ LTD. AS TRST FOR GOVRNMNT PENSION INVSTMNT FUND MTBJ400045828	SELL	7292	15786
DRREDDY	Dr. Reddys Lab Ltd	THE MTBJ LTD. AS TRST FOR GOVERNMENT PENSION INVESTMENT FUND MTBJ400045849	BUY	141606	1254
DRREDDY	Dr. Reddys Lab Ltd	THE MTBJ LTD. AS TRST FOR GOVRNMNT PENSION INVSTMNT FUND MTBJ400045828	SELL	141606	1254
EICHERMOT	Eicher Motors Ltd	THE MTBJ LTD. AS TRST FOR GOVERNMENT PENSION INVESTMENT FUND MTBJ400045849	BUY	37051	5612
EICHERMOT	Eicher Motors Ltd	THE MTBJ LTD. AS TRST FOR GOVRNMNT PENSION INVSTMNT FUND MTBJ400045828	SELL	37051	5612
GATECH	GACM Technologies Limited	VAGHANI VIRAJ	SELL	10468565	0.83
GVPTECH-RE	GVP Infotech Ltd	LINKSTAR TRUST	SELL	350000	0.63
HCLTECH	HCL Technologies Ltd.	THE MTBJ LTD. AS TRST FOR GOVRNMNT PENSION INVSTMNT FUND MTBJ400045828	SELL	324310	1638.3
HCLTECH	HCL Technologies Ltd.	THE MTBJ LTD.AS TRST FOR GOVERNMENT PENSION INVESTMENT FUND MTBJ400045849	BUY	324310	1638.3
HEROMOTOCO	Hero MotoCorp Limited	THE MTBJ LTD. AS TRST FOR GOVRNMNT PENSION INVSTMNT FUND MTBJ400045828	SELL	34130	4218.7
HEROMOTOCO	Hero MotoCorp Limited	THE MTBJ LTD.AS TRST FOR GOVERNMENT PENSION INVESTMENT FUND MTBJ400045849	BUY	34130	4218.7
NAUKRI	Info Edge (India) Limited	THE MTBJ LTD. AS TRST FOR GOVRNMNT PENSION INVSTMNT FUND MTBJ400045828	SELL	124031	1375.2
NAUKRI	Info Edge (India) Limited	THE MTBJ LTD.AS TRST FOR GOVERNMENT PENSION INVESTMENT FUND MTBJ400045849	BUY	124031	1375.2
LT	Larsen & Toubro Limited	THE MTBJ LTD. AS TRST FOR GOVRNMNT PENSION INVSTMNT FUND MTBJ400045828	SELL	248532	3540.6
LT	Larsen & Toubro Limited	THE MTBJ LTD.AS TRST FOR GOVERNMENT PENSION INVESTMENT FUND MTBJ400045849	BUY	248532	3540.6
MARUTI	Maruti Suzuki India Ltd	THE MTBJ LTD. AS TRST FOR GOVRNMNT PENSION INVSTMNT FUND MTBJ400045828	SELL	36326	12574
MARUTI	Maruti Suzuki India Ltd	THE MTBJ LTD.AS TRST FOR GOVERNMENT PENSION INVESTMENT FUND MTBJ400045849	BUY	36326	12574
PARSVNATH	Parsvnath Developers Limi	LEADING LIGHT FUND VCC THE TRIUMPH FUND	SELL	6820000	23.17
RECLTD	Rural Electrification Cor	THE MTBJ LTD. AS TRST FOR GOVERNMENT PENSION INVESTMENT FUND MTBJ400045849	BUY	404734	401.05
RECLTD	Rural Electrification Cor	THE MTBJ LTD. AS TRST FOR GOVRNMNT PENSION INVSTMNT FUND MTBJ400045828	SELL	404734	401.05
MOTHERSON	Samvrhdna Mthrsn Intl Ltd	THE MTBJ LTD. AS TRST FOR GOVRNMNT PENSION INVSTMNT FUND MTBJ400045828	SELL	693960	150.75
MOTHERSON	Samvrhdna Mthrsn Intl Ltd	THE MTBJ LTD.AS TRST FOR GOVERNMENT PENSION INVESTMENT FUND MTBJ400045849	BUY	693960	150.75
SBILIFE	SBI Life Insurance Co Ltd	THE MTBJ LTD. AS TRST FOR GOVERNMENT PENSION INVESTMENT FUND MTBJ400045849	BUY	154431	1835.2
SBILIFE	SBI Life Insurance Co Ltd	THE MTBJ LTD. AS TRST FOR GOVRNMNT PENSION INVSTMNT FUND MTBJ400045828	SELL	154431	1835.2



SHANTI	Shanti Overseas (Ind) Ltd	NEO APEX VENTURE LLP	SELL	269551	12
SMARTEN	Smarten Power Systems Lt	ANUJ AGARWAL	BUY	96000	144
SMARTEN	Smarten Power Systems Lt	MANSI SHARE AND STOCK BROKING PRIVATE LIMITED	BUY	180000	150.25
SMARTEN	Smarten Power Systems Lt	SHIVRAJSINH SURENDRASINH ZALA	BUY	104400	144
SOLARINDS	Solar Industries (I) Ltd	THE MTBJ LTD. AS TRST FOR GOVERNMENT PENSION INVESTMENT FUND MTBJ400045849	BUY	9961	15420
SOLARINDS	Solar Industries (I) Ltd	THE MTBJ LTD. AS TRST FOR GOVERNMENT PENSION INVESTMENT FUND MTBJ400045828	SELL	9961	15420
SUMEETINDS	Sumeet Ind Limited	MULTIPLIER SHARE & STOCK ADVISORS PRIVATE LIMITED	BUY	39792	140.6
SUNPHARMA	Sun Pharma Industries Ltd	THE MTBJ LTD. AS TRST FOR GOVERNMENT PENSION INVESTMENT FUND MTBJ400045828	SELL	309391	1672
SUNPHARMA	Sun Pharma Industries Ltd	THE MTBJ LTD. AS TRST FOR GOVERNMENT PENSION INVESTMENT FUND MTBJ400045849	BUY	309391	1672
TCS	Tata Consultancy Serv Ltd	THE MTBJ LTD. AS TRST FOR GOVERNMENT PENSION INVESTMENT FUND MTBJ400045828	SELL	333698	3266
TCS	Tata Consultancy Serv Ltd	THE MTBJ LTD. AS TRST FOR GOVERNMENT PENSION INVESTMENT FUND MTBJ400045849	BUY	333698	3266
TATAMOTORS	Tata Motors Limited	THE MTBJ LTD. AS TRST FOR GOVERNMENT PENSION INVESTMENT FUND MTBJ400045849	BUY	696601	681.8
TATAMOTORS	Tata Motors Limited	THE MTBJ LTD. AS TRST FOR GOVERNMENT PENSION INVESTMENT FUND MTBJ400045828	SELL	696601	681.8
TECHM	Tech Mahindra Limited	THE MTBJ LTD. AS TRST FOR GOVERNMENT PENSION INVESTMENT FUND MTBJ400045828	SELL	198189	1602.5
TECHM	Tech Mahindra Limited	THE MTBJ LTD. AS TRST FOR GOVERNMENT PENSION INVESTMENT FUND MTBJ400045849	BUY	198189	1602.5
TGL	Teerth Gopicon Limited	ISHAAN TRADEFIN LLP	SELL	60000	120.92
TRENT	Trent Ltd.	THE MTBJ LTD. AS TRST FOR GOVERNMENT PENSION INVESTMENT FUND MTBJ400045849	BUY	50897	5364
TRENT	Trent Ltd.	THE MTBJ LTD. AS TRST FOR GOVERNMENT PENSION INVESTMENT FUND MTBJ400045828	SELL	50897	5364
TVSINVIT	TVS Infrastructure Trust	LARSEN & TOUBRO LIMITED	SELL	6000000	100.56
TVSMOTOR	TVS Motor Company Limited	THE MTBJ LTD. AS TRST FOR GOVERNMENT PENSION INVESTMENT FUND MTBJ400045828	SELL	54398	2754.5
TVSMOTOR	TVS Motor Company Limited	THE MTBJ LTD. AS TRST FOR GOVERNMENT PENSION INVESTMENT FUND MTBJ400045849	BUY	54398	2754.5
VBL	Varun Beverages Limited	THE MTBJ LTD. AS TRST FOR GOVERNMENT PENSION INVESTMENT FUND MTBJ400045849	BUY	272565	452
VBL	Varun Beverages Limited	THE MTBJ LTD. AS TRST FOR GOVERNMENT PENSION INVESTMENT FUND MTBJ400045828	SELL	272565	452
WINSOME	Winsome Yarns Limited	GAINFUL MULTITRADE PRIVATE LIMITED	BUY	416054	1.85
WINSOME	Winsome Yarns Limited	PIYUSH TRADES & CREDITS PRIVATE LIMITED	SELL	378268	1.85

#### Disclosure:

Research Reports that are published by Nirmal Bang Securities Private Limited (hereinafter referred to as "NBSPL") are for private circulation only. NBSPL is a registered Research Analyst under SEBI (Research Analyst) Regulations, 2014 having Registration no. INH000001766. NBSPL is also a registered Stock Broker with National Stock Exchange of India Limited, BSE Limited, Metropolitan Stock Exchange of India Limited, Multi Commodity Exchange of India Limited and , National Commodity and Derivative Exchange Limited in Capital Market , Equity and Commodities derivatives segments and Currency Derivatives Segment .

NBSPL has other business divisions with independent research teams separated by Chinese walls, and therefore may, at times, have different or contrary views on stocks and markets.

NBSPL or its associates have not been debarred / suspended by SEBI or any other regulatory authority for accessing / dealing in securities Market since last 20 years. NBSPL, its associates or analyst or his relatives do not hold any financial interest (Except Investment) in the subject company. NBSPL or its associates or Analyst do not have any conflict or material conflict of interest at the time of publication of the research report with the subject company. NBSPL or its associates or Analyst or his relatives may or may not hold beneficial ownership of 1% or more in the subject company at the end of the month immediately preceding the date of publication of this research report.

NBSPL or its associates / analyst has not received any compensation / managed or co-managed public offering of securities of the company covered by Analyst during the past twelve months. NBSPL or its associates have not received any compensation or other benefits from the company covered by Analyst or third party in connection with the research report. Analyst has not served as an officer, director or employee of Subject Company. NBSPL / analyst has not been engaged in market making activity of the subject company.

**Analyst Certification:** The research analysts and authors of these reports, hereby certify that the views expressed in this research report accurately reflects my/our personal views about the subject securities, issuers, products, sectors or industries. It is also certified that no part of the compensation of the analyst(s) was, is, or will be directly or indirectly related to the inclusion of specific recommendations or views in this research. The analyst(s) principally responsible for the preparation of this research report and has taken reasonable care to achieve and maintain independence and objectivity in making any recommendations.

## Disclaimer:

The Research Report is for the personal information of the authorized recipient and does not construe to be any investment, legal or taxation advice. NBSPL is not soliciting any action based upon it. Nothing in the research report shall be construed as a solicitation to buy or sell any security or product, or to engage in or refrain from engaging in any such transaction. In preparing the research report, we did not take into account the investment objectives, financial situation and particular needs of the reader.

The research report has been prepared for the general use of the clients of NBSPL and must not be copied, either in whole or in part, or distributed or redistributed to any other person in any form. If you are not the intended recipient you must not use or disclose the information in the research report in any way. Though disseminated to all the customers simultaneously, not all customers may receive the research report at the same time. NBSPL will not treat recipients as customers by virtue of their receiving the research report. The research report is not directed or intended for distribution to or use by any person or entity resident in a state, country or any jurisdiction, where such distribution, publication, availability or use would be contrary to law, regulation or which would subject NBSPL & its group companies to registration or licensing requirements within such jurisdictions.

The report is based on the information obtained from sources believed to be reliable, but we do not make any representation or warranty that it is accurate, complete or up-to-date and it should not be relied upon as such. We accept no obligation to correct or update the information or opinions in it. NBSPL or any of its affiliates or employees shall not be in any way responsible for any loss or damage that may arise to any person from any inadvertent error in the information contained in the research report. NBSPL or any of its affiliates or employees do not provide, at any time, any express or implied warranty of any kind, regarding any matter pertaining to this report, including without limitation the implied warranties of merchantability, fitness for a particular purpose, and non-infringement. The recipients of the research report should rely on their own investigations.

This information is subject to change without any prior notice. NBSPL reserves its absolute discretion and right to make or refrain from making modifications and alterations to this statement from time to time. Nevertheless, NBSPL is committed to providing independent and transparent recommendations to its clients, and would be happy to provide information in response to specific client queries.

Before making an investment decision on the basis of research report, the reader needs to consider, with or without the assistance of an adviser, whether the advice is appropriate in light of their particular investment needs, objectives and financial circumstances. There are risks involved in securities trading. The price of securities can and does fluctuate, and an individual security may even become valueless. International investors are reminded of the additional risks inherent in international investments, such as currency fluctuations and international stock market or economic conditions, which may adversely affect the value of the investment. Opinions expressed are subject to change without any notice. Neither the company nor the director or the employees of NBSPL accept any liability whatsoever for any direct, indirect, consequential or other loss arising from any use of the research report and/or further communication in relation to the research report. Here it may be noted that neither NBSPL, nor its directors, employees, agents or representatives shall be liable for any damages whether direct or indirect, incidental, special or consequential including lost revenue or lost profit that may arise from or in connection with the use of the information contained in the research report.

Copyright of this document vests exclusively with NBSPL.

Our reports are also available on our website

Registration granted by SEBI and certification from NISM in no way guarantee performance of NBSPL or provide any assurance of returns to investors.

### **Nirmal Bang Research (Division of Nirmal Bang Securities Pvt. Ltd.)**

B-2, 301/302, Marathon Innova,  
Opp. Peninsula Corporate Park  
Off. Ganpatrao Kadam Marg  
Lower Parel(W), Mumbai-400013  
Board No. : 91 22 6723 8000/8001  
Fax. : 022 6723 8010